





















CBI - CAMPEONATO BRASILEIRO LOTERIAS CAIXA DE GINÁSTICA RÍTMICA (JUVENIL)

João Pessoa / PB, 26 a 30 de julho de 2023



















Individual exercises – Juvenil - Nível II – All-Around ○ ● || ⊗

	Place	Surname	Name	Repr.	Year	Level	Coach			
								DB A	DA E	P Total
Q1	1.	BRUM	Rhayane	AGITO-PR	2009	II	E9	5.9 7.350	4.0 7.250	0.05 24.450
Q2	2.	BARRIM	Julia	FANTASTICA-PR	2008	II	E20	6.2 7.600	3.1 7.200	0 24.100
Q3	3.	VALASKI	Rafaella	AGINARC-PR	2009	II		6.3 7.100	3.6 6.850	0 23.850
Q4	4.	BECKER	Sarah	AGITO-PR	2009	II	E9	6.1 7.050	3.3 7.050	0 23.500
Q5	5.	ALCANTARA	Isabela	IFCGYM-PE	2010	II	E17	5.2 7.250	3.6 7.050	0 23.100
Q6	6.	OLIVEIRA	Maria	FAE-SP	2008	II	E19	5.2 6.700	4.0 6.900	0 22.800
Q7	7.	OLIVEIRA	Mariana	CETGYM-BA	2009	II	E12	6.5 6.850	2.9 6.500	0 22.750
Q8	8.	SILVA	Giovana	AGIRPIN-SP	2009	II	E5	5.0 6.700	3.7 7.000	0 22.400
R1	9.	MORENO	Patricia	MEC-AM	2008	II	E25	5.4 7.350	3.0 6.800	0.30 22.250
R2	10.	SCHUCK	Julie	LBCRC-SC	2008	II	E24	5.2 7.350	3.0 6.700	0 22.250
	11.	IAGINSKI	Beatriz	AGRDJ-SC	2009	II	E6	4.8 7.050	3.9 6.400	0 22.150
	12.	DELAZERI	Isabelle	ITP-PR	2009	II	E23	5.8 6.450	2.9 6.750	0 21.900
	13.	FACIN	Juliana	ITP-PR	2008	II	E23	5.3 6.750	3.0 6.800	0 21.850
	14.	TORELLI	Julia	ESPERIA-SP	2008	II	E15	5.3 6.800	3.0 6.700	0 21.800
	15.	ANSELMO	Isabella	AGINAT-RN	2010	II	E4	5.7 7.000	2.9 6.150	0 21.750


















Generated by sporttech.io official scoring system at Jul 28, 2023 6:14:09 PM. Live results at www.sporttech.io/explore.

Place	Surname	Name	Repr.	Year	Level	Coach	II		
							DB A	DA E	P Total
16.	BATISTA	Anna	 CETGYM-BA	2008	II	E12	5.2 7.100	2.5 6.400	0 21.200
17.	BARBOSA	Heloyza	 TRYADE-SP	2010	II	E7	5.2 7.150	2.5 6.650	0.35 21.150
18.	BRAGA	Asheley	 MEC-AM	2008	II	E25	4.9 6.800	2.9 6.550	0 21.150
19.	PEREIRA	Raissa	 AABB-RJ	2009	II	E8	6.1 6.450	2.3 6.250	0 21.100
20.	LOUBACK	Sophia	 INCESP-ES	2009	II	E22	4.2 6.900	3.1 6.800	0 21.000
21.	SANCHEZ	Alejandra	 CMGYM-PE	2008	II		5.5 6.350	2.5 6.600	0 20.950
22.	PEREIRA	Luisa	 CASSAB-DF	2008	II	E10	4.3 7.000	3.0 6.550	0 20.850
23.	AVILA	Kendra	 AGIBLU-SC	2008	II	E2	5.2 6.850	2.7 6.000	0 20.750
24.	DOY	Julia	 AGITO-PR	2010	II		5.2 6.600	2.2 6.650	0 20.650
25.	ELIZEU	Karen	 FANTASTICA-PR	2009	II	E20	5.2 6.850	2.1 6.500	0 20.650
26.	CLEMENTINO	Raissa	 TRYADE-SP	2008	II	E7	4.4 6.900	2.9 6.400	0 20.600
27.	SILVA	Letycia	 DUNAMYS-PR	2009	II		4.9 6.700	2.8 6.150	0 20.550
28.	CISNEROS	Livia	 SPFC-SP	2009	II	E27	5.5 6.050	2.9 6.100	0 20.550
29.	CRUZ	Anne	 CJIRA-SE	2009	II	E16	3.9 6.900	2.6 7.000	0 20.400
30.	COTAN	Rebeca	 AGIR-PR	2010	II		5.0 6.600	1.8 7.000	0 20.400
31.	SANTOS	Larissa	 ADIEE-SC	2009	II	E1	4.3 6.650	3.0 6.400	0 20.350
32.	JORDÃO	Bruna	 IFCGYM-PE	2010	II	E17	4.5 6.450	2.9 6.450	0 20.300
33.	SELL	Manuela	 ADIEE-SC	2009	II	E1	4.6 6.450	3.0 6.300	0.05 20.300



















Generated by sporttech.io official scoring system at Jul 28, 2023 6:14:09 PM. Live results at www.sporttech.io/explore.

Place	Surname	Name	Repr.	Year	Level	Coach	II		
							DB A	DA E	P Total
34.	ANGELLO	Danielle	 ESPERIA-SP	2009	II	E15	5.1 6.450	2.8 5.950	0 20.300
35.	SANTOS	Bruna	 SFC-SP	2008	II		4.2 6.450	3.2 6.200	0 20.050
36.	FERRARO	Maria	 CEGYM-BA	2008	II		5.7 6.350	2.2 5.700	0 19.950
37.	MININI	Livia	 GR TEAM-SC	2008	II		5.1 6.300	2.6 5.900	0 19.900
38.	PERINI	Lara	 AABB-RJ	2010	II	E8	4.4 6.150	3.0 6.250	0 19.800
39.	GIROLOMETTO	Gabriela	 ITP-PR	2010	II	E23	4.8 6.200	2.7 6.100	0 19.800
40.	MELO	Livia	 TRYADE-SP	2009	II	E7	4.8 6.700	2.1 6.150	0 19.750
41.	LIMA	Alessandra	 KADOSH-BA	2008	II		5.5 6.100	2.4 6.050	0.30 19.750
42.	ALVES	Yasmin	 ESPERIA-SP	2009	II		3.8 6.900	2.5 6.350	0 19.550
43.	SOUZA	Carolina	 CCRN-SP	2008	II		4.2 6.000	2.9 6.350	0 19.450
44.	SANTOS	Jamilly	 AGIRPIN-SP	2010	II	E5	4.7 6.100	2.6 6.050	0 19.450
45.	COSTA	Samara	 CSC-SP	2008	II		4.6 6.300	2.3 6.000	0 19.200
46.	BARBOSA	Lira	 FIT RITMO-DF	2009	II		4.4 6.250	2.3 6.200	0 19.150
47.	DUARTE	Isabelli	 AGIBLU-SC	2010	II	E2	4.7 6.550	2.1 5.750	0 19.100
48.	AGOSTINI	Maite	 ATIMGIR-SC	2010	II		4.6 6.550	1.6 6.300	0 19.050
49.	YAMAMOTO	Naomi	 CCRN-SP	2008	II		3.8 6.200	2.8 6.250	0 19.050
50.	SILVA	Estela	 CASSAB-DF	2009	II	E10	4.2 6.450	2.5 6.000	0.10 19.050
51.	LIMA	Maria	 CJIRA-SE	2009	II	E16	4.6 6.250	1.8 6.350	0 19.000

Generated by sporttech.io official scoring system at Jul 28, 2023 6:14:09 PM. Live results at www.sporttech.io/explore.

Place	Surname	Name	Repr.	Year	Level	Coach	II		
							DB A	DA E	P Total
52.	HANSEN	Valentina	AGRDJ-SC	2009	II	E6	5.0 6.950	1.8 5.250	0.05 18.950
53.	OLIVEIRA	Milyanne	 MEC-AM	2009	II	E25	3.8 6.650	2.6 5.750	0 18.800
54.	SILVA	Amanda	 IFC-PE	2010	II		3.6 6.000	2.6 6.550	0 18.750
55.	ESPINOLA	Giulia	 CASSAB-DF	2009	II	E10	4.0 6.150	2.7 6.100	0.30 18.650
56.	FREIRES	Ana	 KNGC-ES	2010	II		4.2 6.750	2.0 6.000	0.30 18.650
57.	MOTA	Ingrid	 IDFG-SE	2008	II		4.0 5.900	2.7 5.900	0.10 18.400
58.	SILVA	Anne	 CTETA-SE	2009	II		3.5 6.150	2.9 5.850	0 18.400
59.	BRUNOW	Esther	 INCESP-ES	2010	II	E22	3.0 6.600	2.3 6.450	0 18.350
60.	AMARAL	Mariah	 AABB-RJ	2009	II		5.0 5.950	1.5 5.850	0 18.300
61.	PINTO	Alice	 CETGYM-BA	2010	II	E12	3.1 6.600	2.5 6.000	0 18.200
62.	XAVIER	Sofhia	 CTETA-SE	2009	II	E11	3.6 5.800	2.2 6.500	0 18.100
63.	DURAN	Luisa	 RITMUS-RJ	2010	II		3.4 6.450	2.3 6.050	0.10 18.100
64.	TAVARES	Bianca	 SPFC-SP	2010	II	E27	5.0 6.100	2.6 4.950	0.60 18.050
65.	NOGUEIRA	Emilly	 CTETA-SE	2010	II		4.2 6.000	1.9 5.850	0 17.950
66.	SANTOS	Eloa	 SFC-SP	2010	II	E26	4.7 6.050	2.2 5.100	0.10 17.950
67.	DIOGENES	Julia	 MAPLE BEAR-RN	2010	II		3.8 6.050	2.7 5.950	0.60 17.900
68.	SANTOS	Sophia	 IDFG-SE	2008	II		4.3 5.950	1.5 6.000	0 17.750
69.	BATISTA	Leticia	 CSC-SP	2008	II		4.4 6.050	2.1 5.400	0.30 17.650

Generated by sporttech.io official scoring system at Jul 28, 2023 6:14:09 PM. Live results at www.sporttech.io/explore.

Place	Surname	Name	Repr.	Year	Level	Coach	II		
							DB A	DA E	P Total
70.	ROESLER	Isadora	 ADIEE-SC	2010	II	E1	4.4 5.100	2.4 5.750	0.05 17.600
71.	SILVA	Beatriz	 SZNFC-SP	2008	II	E28	4.2 5.500	1.5 6.350	0 17.550
72.	SOARES	Ana Gabriela	 ABGR-SC	2008	II		3.8 5.800	2.0 5.950	0 17.550
73.	BARRETO	Alyce	 CSS-SE	2010	II	E13	3.0 6.350	1.7 6.050	0 17.100
74.	BARBI	Vitoria	 ABGR-SC	2008	II		4.2 5.800	1.7 5.350	0 17.050
75.	GONCALVES	Maria	 SZNFC-SP	2009	II	E28	3.0 5.750	2.3 5.800	0 16.850
76.	MULLER	Ana	 CRP-MT	2008	II		3.0 5.600	2.5 5.750	0 16.850
77.	MONTEIRO	Emilly	 SZNFC-SP	2008	II	E28	3.3 5.700	1.7 5.900	0 16.600
78.	AMPARO	Yasmin	 CTETA-SE	2008	II		3.9 5.250	2.3 5.250	0.10 16.600
79.	MARINHO	Maria	 SFC-SP	2008	II	E26	4.2 5.350	2.8 4.200	0 16.550
80.	GOSCH	Livia	 LBCRC-SC	2010	II	E24	3.8 6.050	1.4 5.200	0 16.450
81.	MILICIC	Julia	 FAE-SP	2009	II	E19	2.5 6.150	2.2 5.200	0 16.050
82.	MENESES	Yanne	 CTETA-SE	2008	II	E11	3.0 5.400	2.2 5.650	0.30 15.950
83.	LOBO	Marcely	 JUVENAL-PA	2008	II		3.6 5.650	1.2 5.650	0.30 15.800
84.	VASQUES	Rafaela	 ABACO-SP	2009	II		3.5 5.250	2.0 4.700	0 15.450
85.	CARDOSO	Jully	 CSS-SE	2009	II	E13	1.8 5.650	2.3 5.450	0 15.200
86.	CASTILHO	Graziella	 JUVENAL-PA	2010	II		3.2 5.800	1.4 5.100	0.35 15.150
87.	SANTOS	Lorena	 CTETA-SE	2008	II	E11	2.3 5.250	1.8 5.700	0 15.050

Generated by sporttech.io official scoring system at Jul 28, 2023 6:14:09 PM. Live results at www.sporttech.io/explore.

Place	Surname	Name	Repr.	Year	Level	Coach	II		
							DB A	DA E	P Total
88.	SALVADOR	Camilla	AGRDJ-SC	2010	II	E6	2.8 5.400	1.5 4.750	0 14.450
89.	CARDOSO	Juliana	 CRP-MT	2008	II		1.3 5.300	2.0 5.450	0 14.050
90.	SARAIVA	Ana Heloysa	 AEGYM-MA	2008	II		2.3 5.200	1.4 4.800	0 13.700
91.	ARAUJO	Maisa	 GYMCLUBE-BA	2010	II		1.5 4.650	1.1 4.200	0 11.450
92.	OLIVEIRA	Luiza	 ADIEE-SC	2009	II				
92.	SILVA	Kauana	 AGITO-PR	2009	II	E9			
92.	SANTOS	Lara	 SFC-SP	2009	II				
92.	SANTOS	Julia	 GORBA-BA	2008	II	E21			
92.	FIDELES	Luisa	 LBCRC-SC	2010	II				
92.	CAETANO	Ana Julia	 TRYADE-SP	2009	II	E7			
92.	PAGOTTO	Julia	 ESPERIA-SP	2009	II				
92.	ROCHA	Maria	 FANTASTICA-PR	2009	II	E20			
92.	ARANDA	Giovana	 FANTASTICA-PR	2009	II				

Generated by sporttech.io official scoring system at Jul 28, 2023 6:14:09 PM. Live results at www.sporttech.io/explore.